

## **UNIT FOUR – Part 7 (FISHERY)**

### **World Geog.** **Practice Worksheet**

According to the table below, which statement best reflects the economic importance of the fishery to Canada's economy?

<b>Contribution of Primary Activities to Canada's GNP (1996)</b>	
Agriculture	11.9%
Fishery	2.2%
Forestry	2.7%
Mining, Oil, Gas	24.4%

- A) The fishery contributes the greatest amount to the GNP.
- B) The fishery contributes the least amount to the GNP.
- C) The fishery is an unimportant part of the economy.
- D) The fishery is next to mining, oil and gas in economic importance.

**Where are most major fishing grounds in the world found?**

- (A) continental shelves
- (B) deep ocean areas
- (C) high latitude areas
- (D) tropical regions

**Which type of fishing gear is funnel-shaped and attached to a boat by towing cables?**

- (A) gill net
- (B) longline
- (C) otter trawl
- (D) purse seine

**Which is a characteristic of Atlantic Canada's inshore fishery?**

- (A) activity often interrupted by bad weather
- (B) inshore more capital intensive than offshore
- (C) operations carried out year-round
- (D) trawlers 35 to 45 m in length

**For what reason is fish a consumer preference?**

- (A) cheap to harvest
- (B) easily accessible
- (C) in plentiful supply worldwide
- (D) rich in protein

**For which reason does water over continental shelves serve as natural habitats for fish?**

- (A) many nutrients in the water
- (B) phytoplankton present
- (C) place where tectonic plates meet
- (D) water temperatures cool

According to the table below, which phrase best describes the total impact of the fishing and oil industries on the Newfoundland and Labrador economy?

Newfoundland and Labrador Economic Impact of Ocean Industries (Average of 1997-1999)		
Sector	Impact on GDP	
	% of GDP	% of Total Employment
Fish Harvesting	4.0	6.7
Fish Processing	4.2	5.7
Oil Exploration	1.0	0.3
Oil Production	4.8	0.6
Oil Development	6.1	2.2

Source: Government of Newfoundland and Labrador

- (A) contributes about 15 % of the province's GDP
- (B) contributes about 35% of the province's GDP
- (C) makes up about 15% of the province's employment
- (D) makes up about 35% of the province's employment

According to the information below, what will be the effect of increased capelin exports on the marine food web in Newfoundland Labrador waters?

Capelin eat shrimp and krill. The favourite food of cod is capelin. Exports of capelin to Asian markets have been steadily increasing over the past ten years.

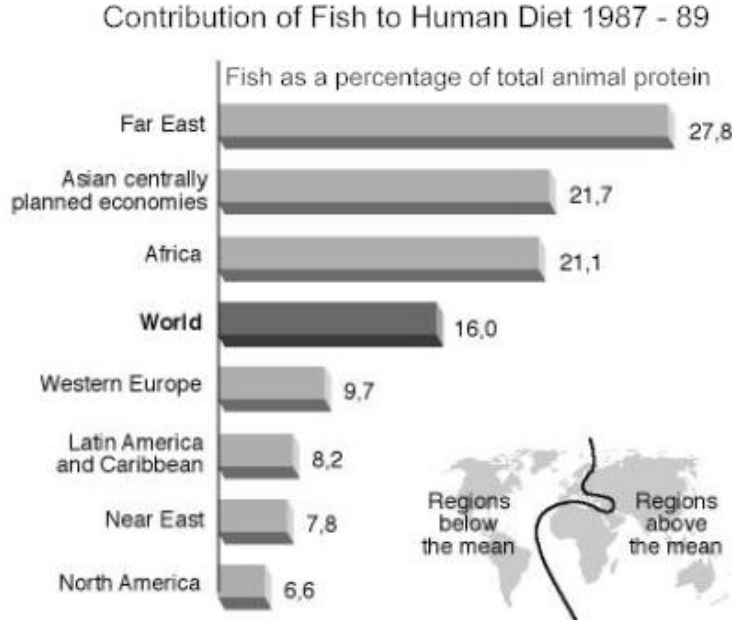
- (A) Capelin stocks will increase.
- (B) Cod stocks will decrease.
- (C) Krill stocks will decrease.
- (D) Shrimp stocks will decrease.

Total fish landings in Newfoundland and Labrador declined from 1986 to 1995. According to the table below, how can the turnaround in fish landings since 1995 be explained?

Species	Year (000s of tonnes)					
	1986	1989	1992	1995	1998	2001
Groundfish	386 314	347 649	156 823	16 701	63 749	64 853
Pelagics	64 006	128 251	69 812	29 729	15 046	9 575
Shellfish	17 902	43 177	57 307	91 562	276 352	405 908
Total	468 222	519 077	283 942	137 992	355 147	480 336

- (A) Catches of pelagics increased
- (B) Catches of shellfish increased
- (C) Landings of all species increased
- (D) Landings of groundfish decreased

According to the graph, which region of the world consumed the greatest amount of fish as a percentage of animal protein consumption?



Source: Food and Agriculture Organization of the United Nations (FAO). *Marine fisheries and the law of the sea: a decade of change*, FAO Fisheries Circular n°853 (FAO, Roma, 1993).

- (A) Africa
- (B) Far East
- (C) North America
- (D) Western Europe

Which type of gear should be used to limit further negative impact on the fish stocks?

- (A) gill nets
- (B) longlines
- (C) otter trawl
- (D) purse-seine

Which is a major source of ocean pollution?

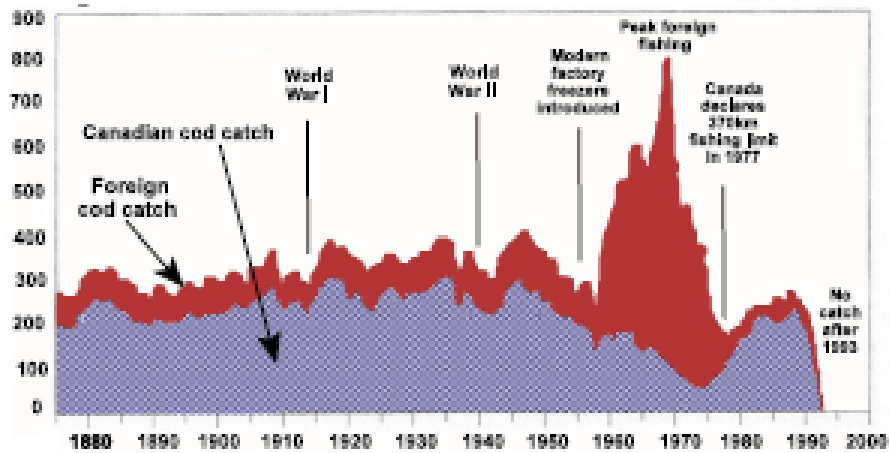
- (A) bilge cleaning
- (B) drilling mud
- (C) dumping of by-catch
- (D) oil spill

According to the information below, what will be the effect on the marine food web of decreased capelin exports?

Capelin eat shrimp and krill. The favourite food for cod is capelin. Over the past 10 years, exports of capelin to markets have been steadily declining due to decreased demand.

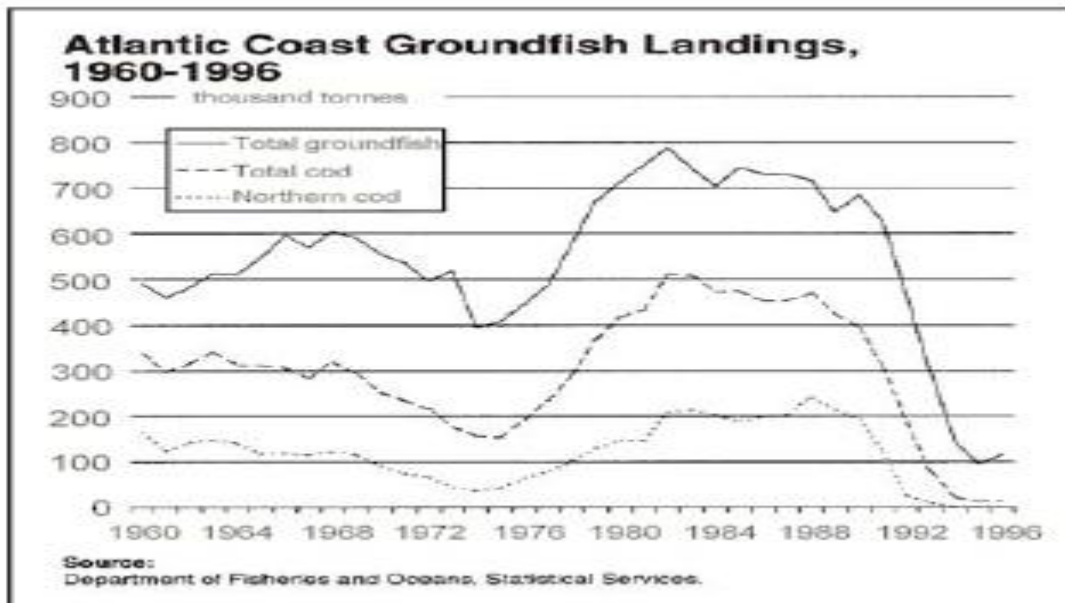
- (A) Capelin stocks will decrease.
- (B) Cod stocks will decrease.
- (C) Krill stocks will increase.
- (D) Shrimp stocks will decrease.

According to the graph below, which describes the impact of new catch technology on the amount of cod caught?



- (A) Canadian cod catches remained stable
- (B) Canadian cod catches substantially increased
- (C) foreign catches of cod substantially increased
- (D) foreign catches of cod worldwide remained stable

According to the table below, in what years did a general downward trend in groundfish landings occur?



- (A) 1960-1968
- (B) 1975-1983
- (C) 1984-1987
- (D) 1989-1996

Which would be a natural input in a fish farming operation?

- (A) capital investment
- (B) holding cages
- (C) labour to maintain farm
- (D) young fish from oceans

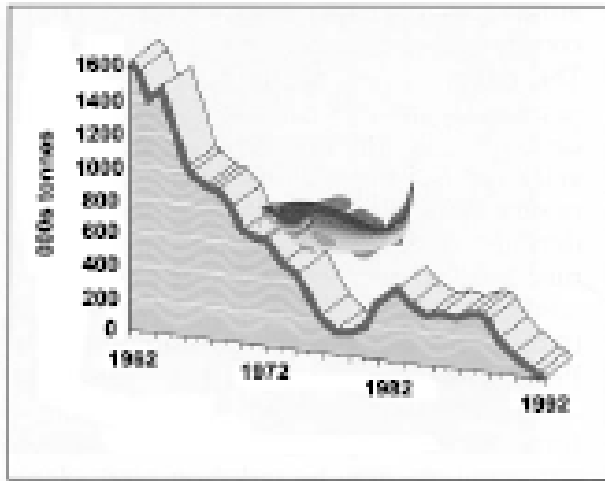
Which is a human input in a fish processing plant?

- (A) capital
- (B) climate
- (C) fish
- (D) fresh water

Which is a strategy of a sustainable fishery?

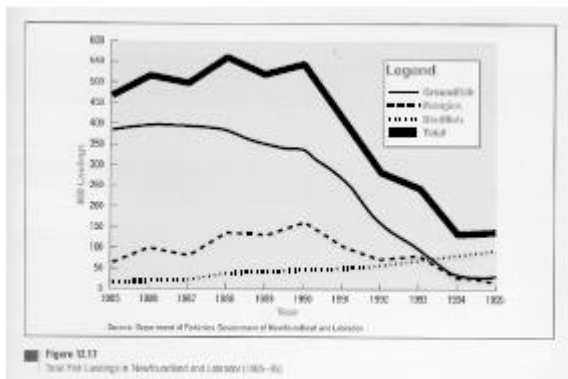
- (A) control the quality of the by-catch
- (B) control the quota for alternate species
- (C) increase the number of factory freezers
- (D) increase the number of fishing licenses

According to the graphic below, what impact has the management of the fish resource had on the marine ecosystem?



- (A) empty seas
- (B) "fish wars"
- (C) moratorium
- (D) "ocean nomads"

According to the information provided in the graph below, what statement best describes fish landings since 1985?



- (A) Groundfish landings have steadily increased.
- (B) Pelagic landings have increased.
- (C) Shellfish landings have steadily increased.
- (D) There has been a decline in all fish stocks.